



WORKY®

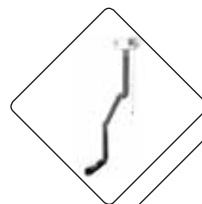
GTL - BRACCIO TOUCHLESS SENZA CONTATTO

GTL - UNIVERSAL TOUCHLESS ARM

GTL - BRAS SANS CONTACT

GTL - BERUHRUNGSLOSER ABSAUGARM

GTL - BRAZO SIN CONTACTO




GTL-160

Pag. 6



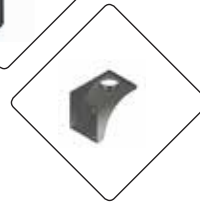
GTL-160SPORT

Pag. 8



GTL-A

Pag. 10



ACCESSORIES


Pag. 12







GTL


UNIVERSAL TOUCHLESS ARM

 I bracci TOUCHLESS della serie GTL sono la soluzione più avanzata per l'aspirazione dei gas di scarico prodotti da ogni tipo di veicolo, a prescindere dalle dimensioni e dalla posizione dei tubi di scarico. I bracci GTL possono essere configurati per servire una specifica zona di lavoro (Installazione fissa a parete o soffitto) o per operare su zone di lavoro multiple (installazione scorrevole su canalina). Questa soluzione è universale ed evita il ricorso ad adattatori o a bocchette specifiche per i diversi tipi di marmitte.


 The GTL TOUCHLESS arm series is the most advanced solution for the extraction of the exhaust gases produced by all types of vehicles, regardless of the size and position of the exhaust pipes. The GTL TOUCHLESS arms can be tailored to serve a specific work bay (stationary version for wall or high level mounting) or to cover multiple working bays (sliding track version). This solution is universal and eliminates the need of different adaptors or specialist nozzles for different exhaust pipes.

 Les bras TOUCHLESS de la série GTL représentent la solution la plus innovante pour l'aspiration des gaz d'échappement sur tout type de véhicule confondu, peu importe la dimension ou la position.

On peut configurer les bras GTL pour être employés au service d'une zone de travail précise (en version fixe pour une installation au mur ou au plafond) ou des plusieurs zones de travail (en version coulissant sur rail). Cette solution universelle évite le recours à des adaptateurs ou à entonnoirs spécifiques pour différents types de véhicules.

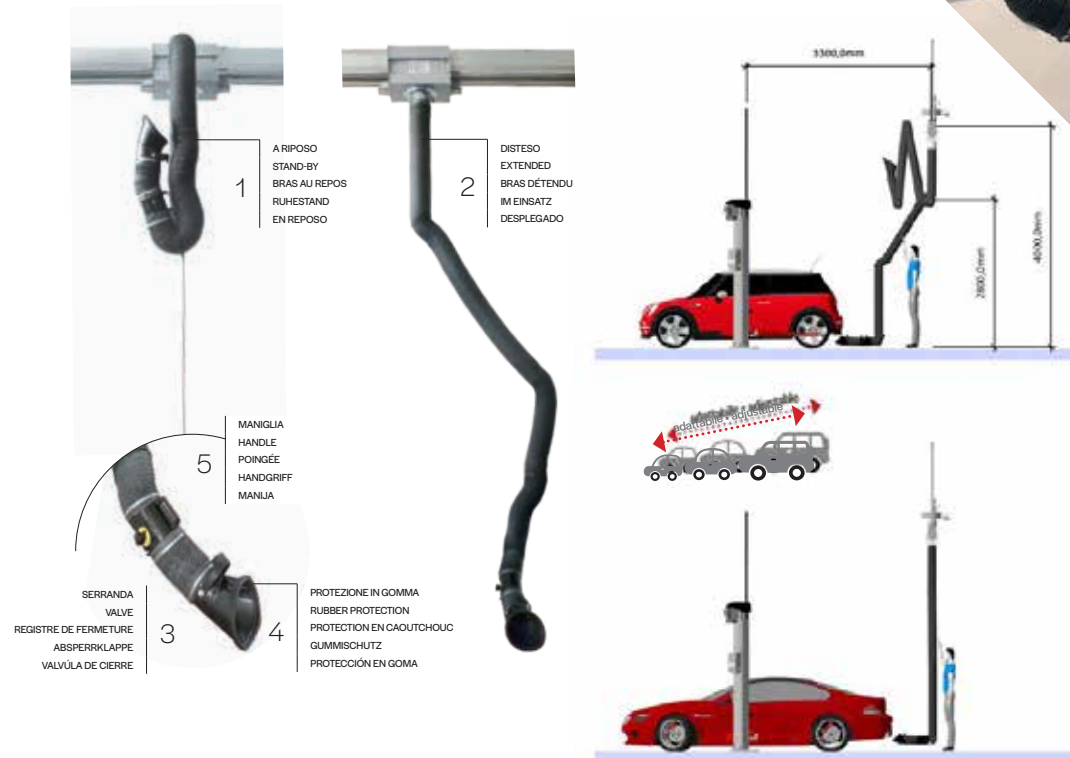
 Die GTL Touchless-Arme sind die fortschrittlichste Lösung für die Absaugung von Abgasen, die von allen Sorten von Fahrzeugen abgegeben werden, unabhängig von den Abmessungen und der Positionierung der Abgasrohre. GTL Touchless-Arme können für einen spezifischen Arbeitsplatz (starre Ausführung für Wand- oder Dachmontage) oder für mehrere Arbeitsplätze (Schiebearm auf Saugschlitzkanal) konfiguriert werden.

Diese Lösung ist universal und vermeidet die Verwendung von fahrzeugspezifischen Adaptern oder Trichtern.


 Los brazos TOUCHLESS de la serie GTL constituyen la solución más innovadora para la extracción de los gases de escape producidos por cada tipo de vehículo, independientemente de las medidas y posición de la cola de escape.


Los brazos GTL se pueden configurar para servir una zona de trabajo específica (versión fija para instalaciones a pared o techo) o para operar en zonas de trabajo múltiples (versión deslizante para carril).


Es una solución universal y evita el empleo de adaptadores o de boqueras específicos para los diferentes tipos de colas de escape.





GTL-160

 Braccio TOUCHLESS montato su carrello scorrevole con sezione di passaggio ottimizzata per l'aspirazione dei gas di scarico delle auto.

 TOUCHLESS arm complete with sliding trolley with optimized flow section for the extraction of exhaust gases of cars.

 Le bras TOUCHLESS installé sur un charriot coulissant avec section de passage optimisée pour permettre l'aspiration de gaz d'échappement des voitures.

 TOUCHLESS Arm komplett mit Schlitzwagen und optimiertem Luftstrom-Abschnitt für PKW-Abgasabsaugung.

 Brazo TOUCHLESS completo de carro deslizante y sección de caudal optimizada para la extracción de los gases de escape de turismos.



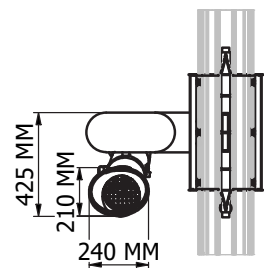
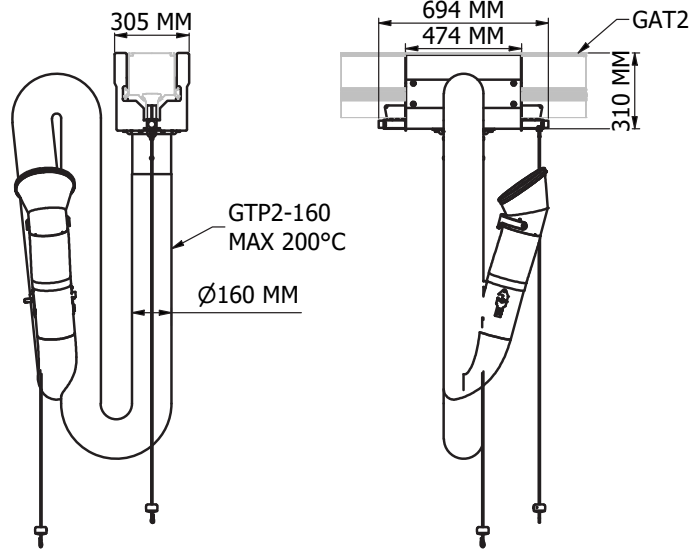
GTL-160	Ø	MAX m ³ /h	L.	MAX Temp.	GAT
GTL-160	160 mm	900 m ³ /h	4,5 m	200°C	GAT1-R
GTL2-160	160 mm	900 m ³ /h	4,5 m	200°C	GAT2-R



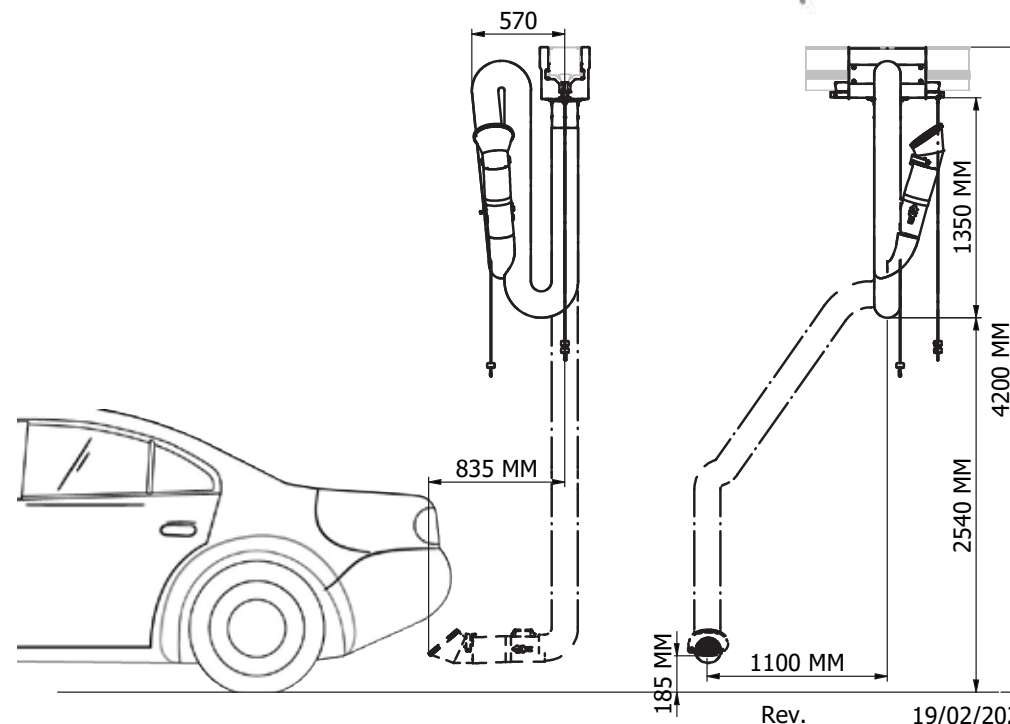

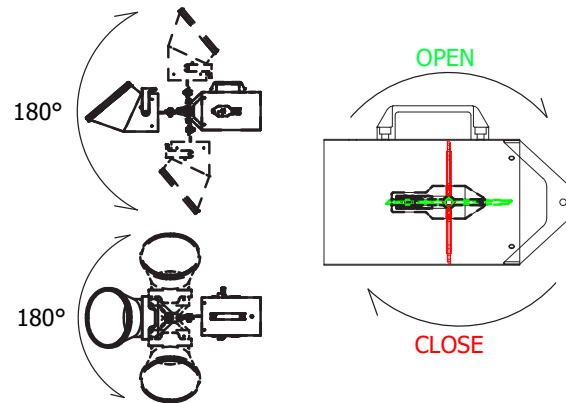
www.worky-italy.com

A brand of RO & Co S.p.A.
via Masaccio, 15
42124 Reggio Emilia (RE) ITALY
Tel. +39 0522 1545193
Fax +39 0522 1546451
vendite@worky-italy.com
sales@worky-italy.com

GTL2-160 - technical datasheet




45 KG NET WEIGHT





È VIETATA LA RIPRODUZIONE TOTALE E/O PARZIALE DEL PRESENTE DISEGNO CHE È DI PROPRIETÀ DI RO & CO SPA PI02492210352
RO & CO SPA - SI RISERVA LA FACOLTÀ DI AGGIORNARE E O MODIFICARE TUTTO O IN PARTE LE PRESENTI SPECIFICHE SENZA PREAVVISO.

GTL-160SPORT




 Braccio TOUCHLESS montato su carrello scorrevole con pantografo interno di supporto e bocchetta maggiorata per adattarsi agli scarichi delle vetture sportive.

 TOUCHLESS arm mounted on sliding carriage with internal support pantograph and oversized nozzle to fit sports car exhausts.

 Bras TOUCHLESS monté sur un chariot coulissant avec pantographe de support interne et entonnoir surdimensionné pour s'adapter aux pots d'échappement des voitures de sport.

 TOUCHLESS-Arm auf Saugwagen mit internem Stützstromabnehmer und übergroßer Trichter für Sportwagenauspuffanlagen.

 Brazo TOUCHLESS montado sobre carro deslizante con pantógrafo de soporte interno y boquerel sobredimensionado para adaptarse a los escapes de los coches deportivos.

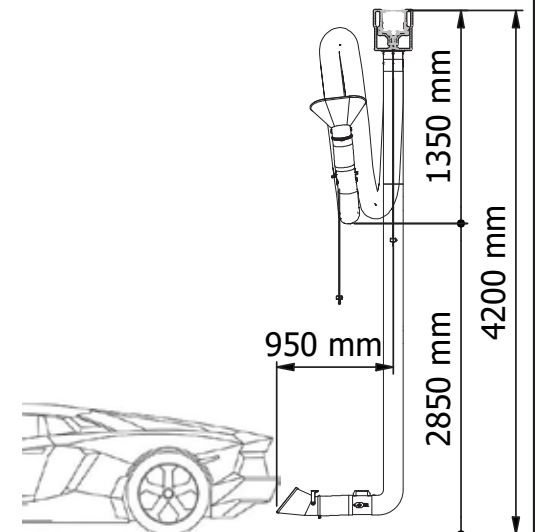

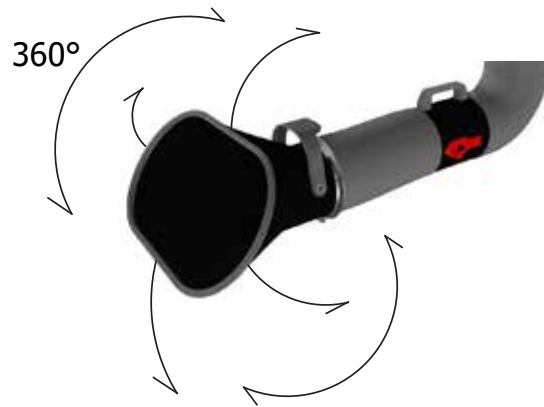
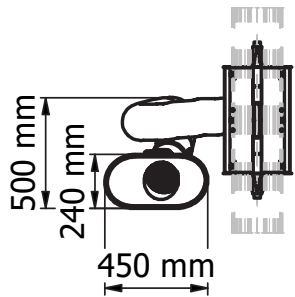
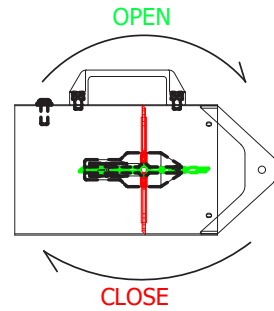
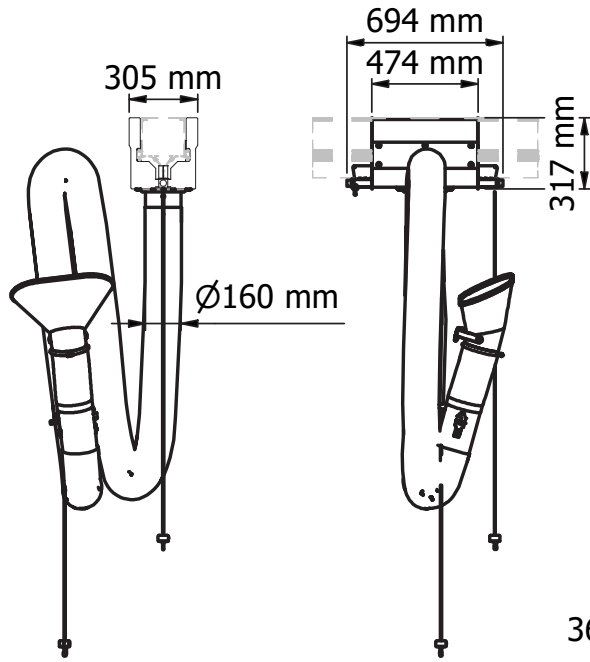
GTL-160SPORT	Ø	m³/h	L.	MAX Temp.	GAT
GTL-160SPORT	160 mm	900	4,5 m	200°C	GAT1-R
GTL2-160SPORT	160 mm	900	4,5 m	200°C	GAT2-R



via Masaccio, 15
 42124 Reggio Emilia (RE) ITALY
 Tel. +39 0522 1545193
 vendite@worky-italy.com
 sales@worky-italy.com

www.worky-italy.com

GTL2-160SPORT - technical datasheet



40 Kg Net Weight


THIS DRAWING IS PROPERTY OF RO & Co S.p.A. THE COMPLETE OR PARTIAL REPRODUCTION OF THIS DOCUMENT IS FORBIDDEN. THE OWNER RESERVES THE RIGHT TO UPDATE, MODIFY OR AMEND ANY SPECIFICATION WITHOUT PRIOR NOTICE.


Rev.00


02/05/2022





GTL-A

 Braccio TOUCHLESS autoportante lungo 4,5 mt dotato di serranda di chiusura a tenuta stagna, tubo flessibile resistente fino a 200°C, ralla di rotazione a 360° e struttura interna di sostegno.

 Self-supporting TOUCHLESS arm, 4.5mt long, with tight dumper, flexible hose resistant up to 200°C, 360° rotating swivel, and inner supporting structure.

 Bras TOUCHLESS autoportant de 4,5 mt de longueur équipé d'un registre de fermeture étanche, tuyau flexible résistant jusqu'à 200°C, sellette d'atelage à 360° et structure interne de support

 Selbständiger TOUCHLESS Arm, 4.5mt lang, komplett mit dichter Absperriklappe, 200°C beständigem Schlauch, 360°C Drehgelenk und Innerstruktur.

 Brazo TOUCHLESS autoportante, con longitud de 4.5mt, equipado con válvula de cierre, manguera resistente hasta los 200°C, corona de giro de 360° y estructura interna de sujección.

GTL-A	Ø	MAX m³/h	L.	MAX Temp.	GAT
GTL-160-A	160 mm	900 m³/h	4,5 m	200°C	-
GTL-160-A-SPORT	160 mm	900 m³/h	4,5 m	200°C	-



via Masaccio, 15
42124 Reggio Emilia (RE) ITALY
Tel. +39 0522 1545193
vendite@worky-italy.com
sales@worky-italy.com

www.worky-italy.com

GTL-160-A - technical datasheet

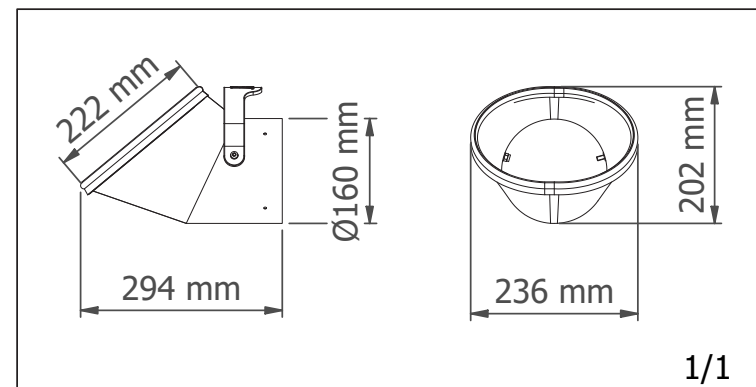
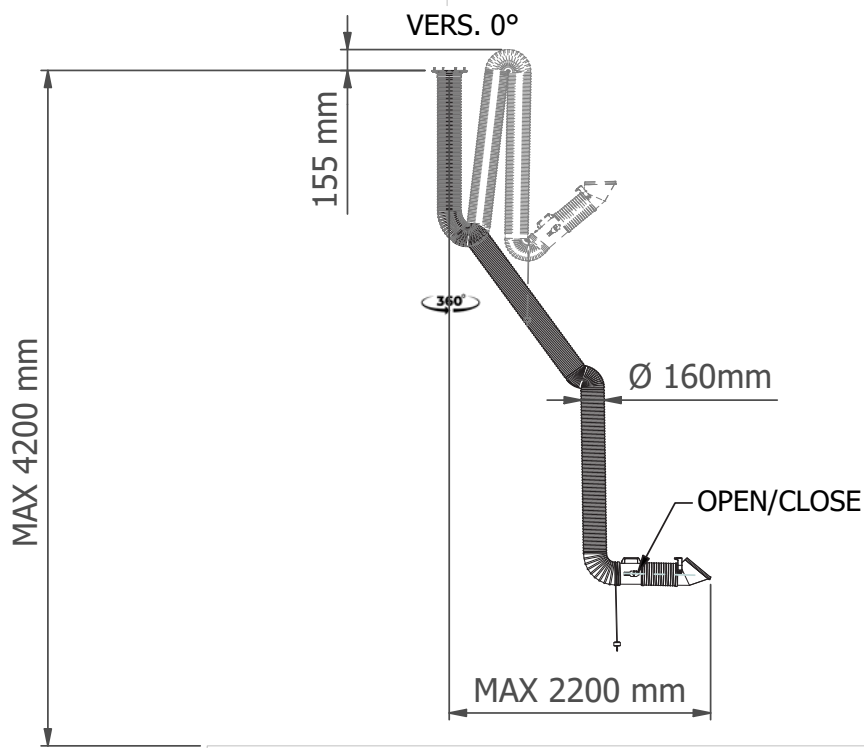
OPTIONALS:



GTL160A-WB



GTL160A-CB



COD	L [mm]	∅ [mm]	VALV	PACK			Kg
				l [mm]	w [mm]	h [mm]	
GTL-160-A	2200	160	✓	1720	840	7000	20


THIS DRAWING IS PROPERTY OF DEA + RO & Co S.p.A. THE COMPLETE OR PARTIAL REPRODUCTION OF THIS DOCUMENT IS FORBIDDEN. THE OWNER RESERVES THE RIGHT TO UPDATE, MODIFY OR AMEND ANY SPECIFICATION WITHOUT PRIOR NOTICE.

Rev.00


1/1
10/12/2024

GTL160A-WB




 Mensola murale per sostegno del braccio TOUCHLESS GTL, sia nella versione 125 che 160. Diametro di collegamento tubo di 160 mm.

 Wall bracket for GTL TOUCHLESS system, suitable for both 125 and 160 versions. Hose connection diam. of 160mm.

 Console murale pour le bras TOUCHLESS GTL en version 125 et 160. Diamètre de connection tuyau 160 mm

 Wandkonsole für GTL TOUCHLESS Arm, geeignet sowohl für 125 als auch 160mm Ausführung. Schlauchverbindung DN160mm.


 Soporte a pared para brazo TOUCHLESS GTL, sea para la versión 125 que 160. Diámetro de conexión manguera 160mm.


GTL160A-WB	Applic.
GTL160A-WB	GTL-125-A / GTL-160-A

GTL160A-CB




 Mensola a soffitto di sostegno del braccio TOUCHLESS GTL, sia nella versione 125 che 160. Diametro di collegamento tubo di 160 mm.

 Ceiling bracket for GTL TOUCHLESS system, suitable for both 125 and 160 versions. Hose connection diam. of 160mm.

 Console au plafond pour le bras TOUCHLESS GTL en version 125 et 160. Diamètre de connection tuyau 160 mm.

 Dachkonsole für GTL TOUCHLESS Arm, geeignet sowohl für 125 als auch 160mm Ausführung. Schlauchverbindung DN160mm.

 Soporte a techo para brazo TOUCHLESS GTL, sea para la versión 125 que 160. Diámetro de conexión manguera 160mm.

GTL160A-CB	Applic.
GTL160A-CB	GTL-125-A / GTL-160-A



CAT. ACCESS.

CAT. VENTILAT.

CAT. NOZZLES



SCAN THE QR CODE
DOWNLOAD THE
CATALOGUE



SCAN THE QR CODE
DOWNLOAD THE
CATALOGUE



SCAN THE QR CODE
DOWNLOAD THE
CATALOGUE



WORKY[®]

WORKY®

WORKY Headquarters and Production

Via Masaccio, 15 - Z.I. Mancasale
42124 - REGGIO EMILIA (RE) ITALY

Tel. **+39-0522-1545193**

Fax. **+39-0522-1546451**

sales@worky-italy.com

vendite@worky-italy.com

www.worky-italy.com

WORKY North America Inc.

112 South Tryon Street
Suite 1130 Charlotte, North Carolina
28284 USA

Tel **+1 (305) 705 5017**

www.deaworkyna.com



Inquadra il QR Code e scopri il nostro sito!
Frame the QR Code to discover our website!



Seguici su / Follow us on:



QUALITY CERTIFIED ISO 9001:2015