



2-post lift KPH370.42LLK

GTIN: 5063084198112

SKU: RAV.KP42L.198112

3.5 t, electrohydraulic, symmetrical, supporting arms
2 x 2-piece











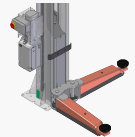
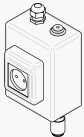


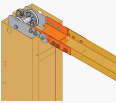

DESCRIPTION

Lift for luxury sport cars

- Equipped with 4 long two stage low profile arms for easy positioning under low ground clearance vehicles
- Minimum height of the pads 73 mm
- Arms produced in special steel to offer an extra low height of the second arm stage of only 51 mm, parallel to the floor - ideal for sport cars

- Long arms
- Low profile arms
- Quick fit system

ACCESSORIES

	Product 199528 199528		Product 199534 199534
	Product 200350 200350		Product 199630 199630
	Product 200182 200182		Product 200554 200554
	Product 200800 200800		Product 200752 200752
	Spacers 80 mm S224A3 For Fiat Ducato, Peugeot Boxer and Citroën Jumper for quick drop-in of the K arms, bushing Ø 45 mm 1 set / 4 pieces		Spacers 140 mm S224A4 For Fiat Ducato, Peugeot Boxer and Citroën Jumper for quick drop-in of the K arms, bushing Ø 45 mm 1 set / 4 pieces
	Door protections for 2-post lifts S370A5 1 set / 2 pieces		Energy kit for KPH370.xx S374A2 Compressed air connection and 230 V socket 1 piece
	Spacers 200 mm, Ø 45 mm S370A18 For Fiat Ducato, Peugeot Boxer and Citroën Jumper bushing Ø 45 mm 1 set / 4 pieces		Limit switch operated by bar for 3-phase power supply supplied not installed S370A20 For all lifts with 3-phase power supply
	Width extension 200 mm S370A4 200 mm		Tool trays magnetic 1 set / 4 pieces S370A27

TECHNICAL DETAILS

Number of columns	2
Capacity	3500kg
Mode of drive	Electrohydraulic
Control	Electric
Type of installation	Floor mounted
Max. lifting height	2006mm
Lifting time	34s
Min. plate height	75mm
Max. plate height	135mm
Clear span between	2922mm
Column height	4162mm
Drive-through width	2615mm
Required ceiling height	4260mm
Surface coating	Powder coated
Arm layout	Symmetrical
Telescopic front arms	2-fold
Telescopic rear arms	2-fold
Min. front arm length	802mm
Max. front arm length	1262mm
Min. rear arm length	802mm
Max. rear arm length	1262mm
Driving power	3 x 2,6kW
Electrical connection	230/400 V, 50 Hz
Width	3658mm

Height 4162mm

Max. height 4162mm